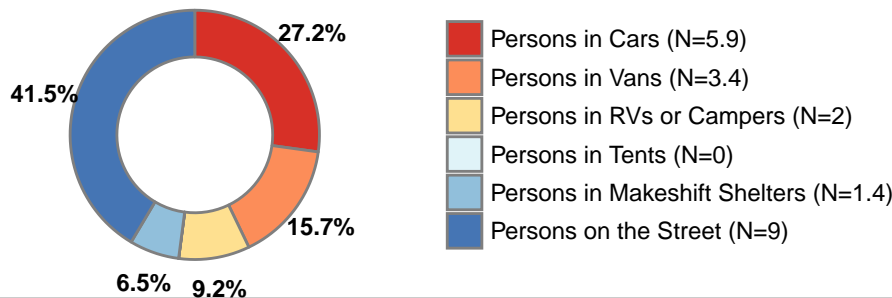


## Greater Los Angeles 2019 Homeless Count Results: Manhattan Beach

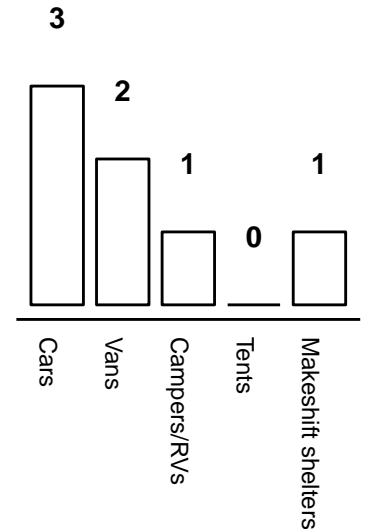
Estimated total number of persons experiencing homelessness during the PIT Count:  
**22 people (100% Unsheltered, 0% in shelters)**

Of the 22 people unsheltered on the night of the PIT Count,



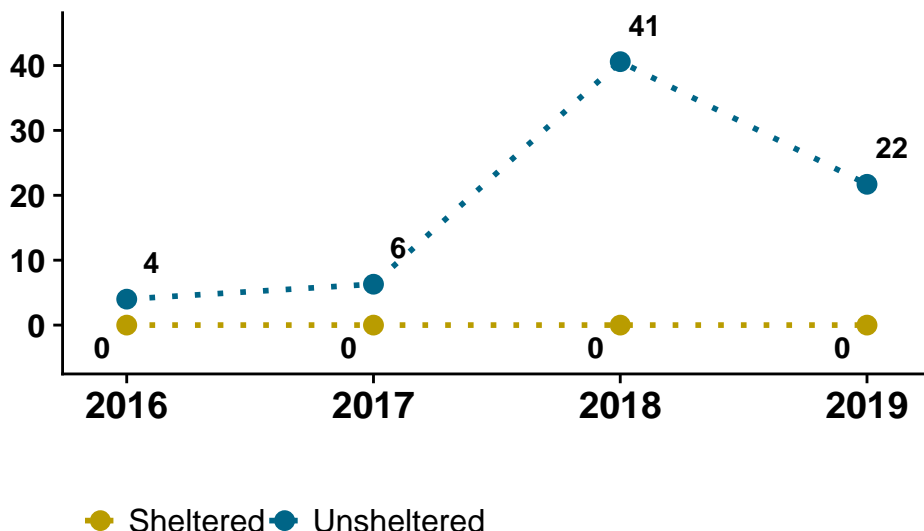
There were zero people recorded in shelters  
 on the night of the PIT Count.

Vehicles and dwellings counted



**Note:** Some data are excluded from totals, specifically unsheltered unaccompanied minors (under 18 years old), unsheltered transitional age youth (18 – 24 years old), persons in domestic violence shelters, and persons receiving motel vouchers.

### Sheltered and Unsheltered population PIT estimates 2016–2019



**Unsheltered:** The total number of people experiencing homelessness who slept on the street or in a dwelling not meant for human habitation was estimated for each dwelling type (car, van, camper/RV, tent, or makeshift shelter) and at the SPA-level for individual and for family households. 3,873 demographic survey interviews were conducted with persons experiencing unsheltered homelessness from December 2018 to March 2019 to describe the population's demographics and approximate the number of people in each dwelling.

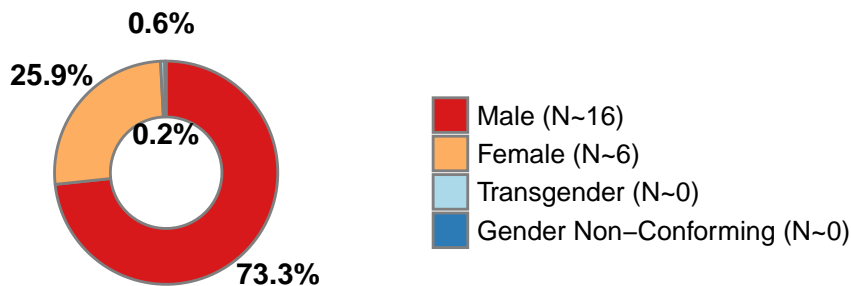
**In shelter:** The total number of people experiencing homelessness who slept in an emergency shelter, transitional housing, or safe haven program was reported to LAHSA by each provider and assigned to a census tract.

## Greater Los Angeles 2019 Homeless Count Results: Manhattan Beach

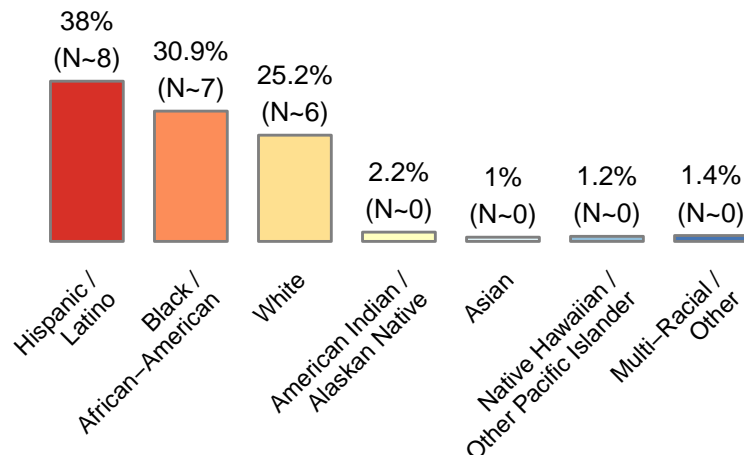
### Service Planning Area 8 demographics summary

*Note: the number of people with the reported demographics is estimated from the SPA level percentages.  
 The estimated number in Manhattan Beach is presented as an approximate number (N~#).*

#### Gender



#### Race / Ethnicity



#### Age

