

QUARTERLY UPDATE ON HOMELESSNESS INITIATIVES

SEPTEMBER 3, 2024



Note: This PowerPoint presentation is intended solely as a visual aid to an oral staff presentation of an agenda report topic. In the event of any differences between the presentation and the agenda report, the information in the agenda report prevails.

HOMELESS COUNT – MANHATTAN BEACH

The official breakdown of the homelessness count in Manhattan Beach for 2024 is summarized below.

UNSHELTERED PERSONS COUNTED		VEHICLES AND DWELLINGS COUNTED	
Persons on the Street	2	Cars	2
Persons in Cars	0	Vans	0
Persons in Vans	0	Campers/RV's	0
Persons in RV's or Campers	0	Makeshift Shelters	0
Persons in Tents	0	Tents	0
Persons in Makeshift Shelters	0		
TOTALS	2	TOTALS	2



HOMELESS COUNT – MANHATTAN BEACH




HOMELESS COUNT REGIONALLY

2024 | GREATER LOS ANGELES HOMELESS COUNT

This year the LA region's point-in-time estimate declined slightly – down **0.27%** in LA County and down **2.2%** in the City of LA.

County of LA



City of LA



Note: The 2023 Homeless Count was conducted on January 23 – 25, 2024.



CITY OF
MANHATTAN BEACH

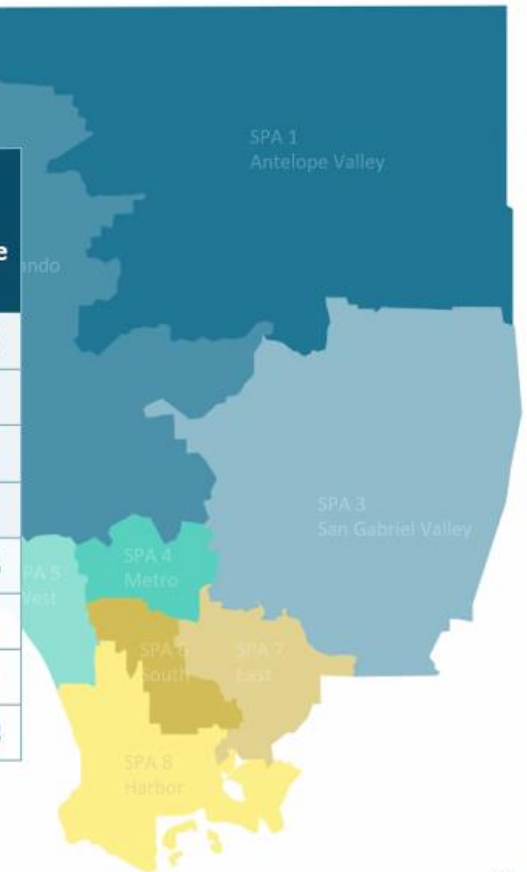
HOMELESSNESS UPDATE
SEPTEMBER 3, 2024

HOMELESS COUNT REGIONALLY

2024 | GREATER LOS ANGELES HOMELESS COUNT

Service Planning Areas (SPAs) Estimates

SPA	2023			2024			Total Change
	Unsheltered People	Sheltered People	Total People	Unsheltered People	Sheltered People	Total People	
SPA 1	3,833	853	4,686	5,538	1,134	6,672	1,986
SPA 2	8,064	2,379	10,443	6,997	3,704	10,701	258
SPA 3	3,458	1,551	5,009	3,630	1,213	4,843	-166
SPA 4	12,846	5,685	18,531	12,185	6,204	18,389	-142
SPA 5	5,235	1,434	6,669	4,143	1,240	5,383	-1,286
SPA 6	8,431	4,564	12,995	8,682	5,204	13,886	891
SPA 7	5,070	1,441	6,511	4,342	1,557	5,899	-612
SPA 8	5,370	1,106	6,476	3,992	1,436	5,428	-1,048



¹ SPA 2 excludes data from Glendale CoC
² SPA 3 excludes data from Pasadena CoCs
³ SPA 8 excludes data from Long Beach CoC

10



CITY OF
MANHATTAN BEACH

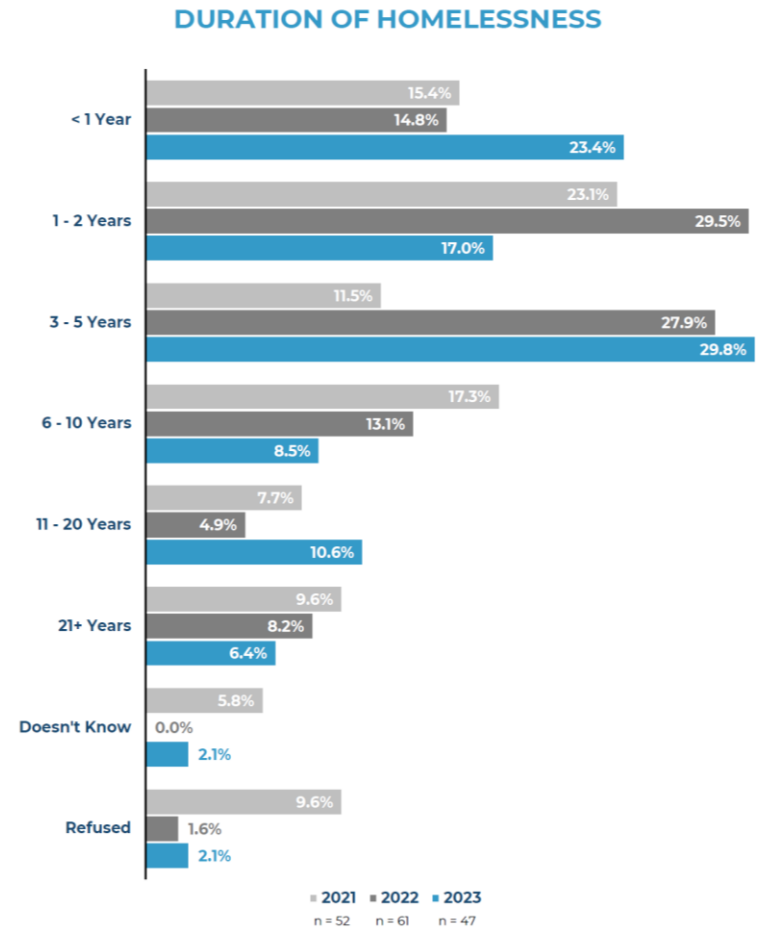
HOMELESSNESS UPDATE
SEPTEMBER 3, 2024

5

Note: This PowerPoint presentation is intended solely as a visual aid to an oral staff presentation of an agenda report topic. In the event of any differences between the presentation and the agenda report, the information in the agenda report prevails.

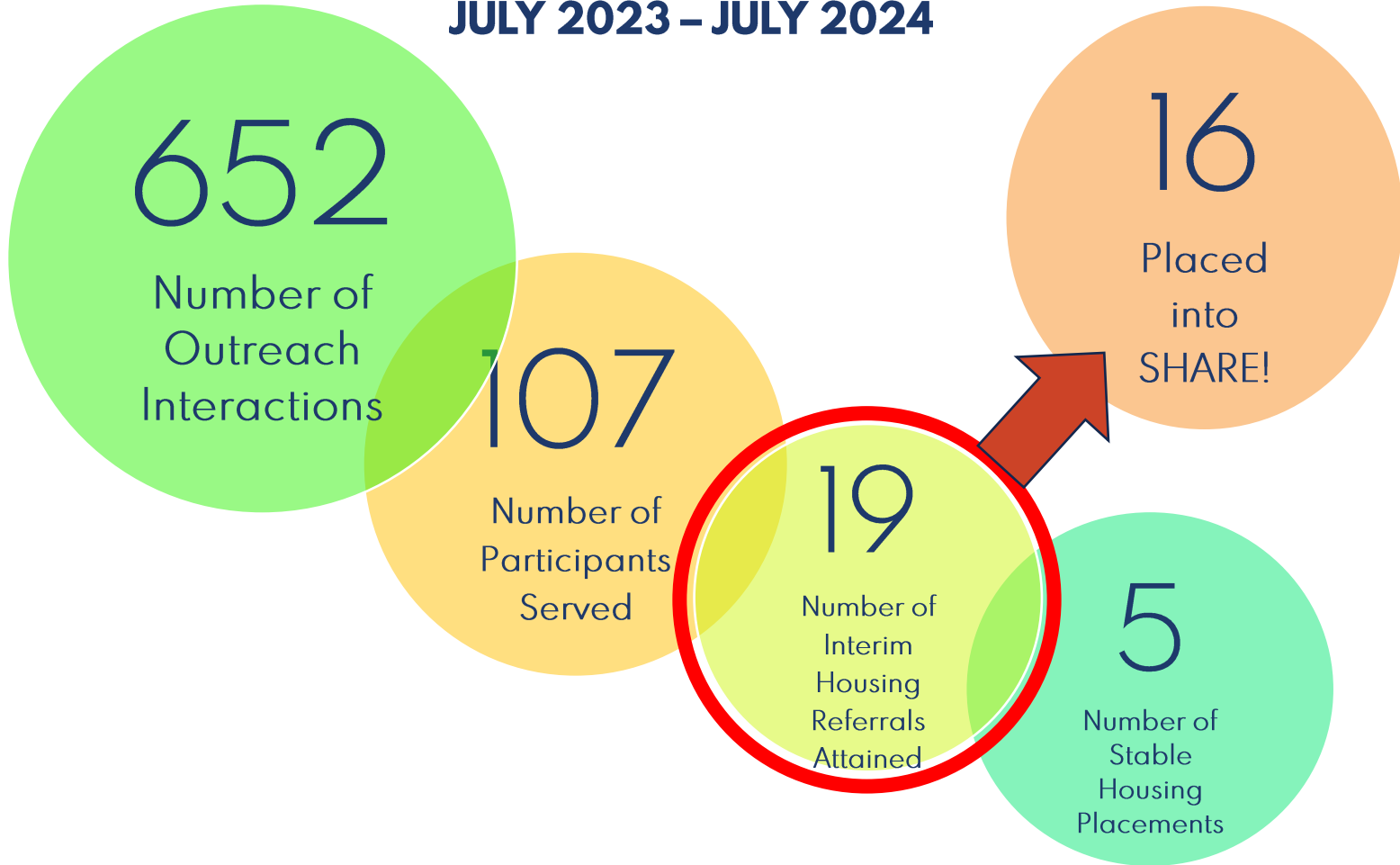
HOMELESS CENSUS

- SBCCOG was exploring contracting with the City of Redondo Beach's contractor, CityNet, to provide a regional homeless count that provides accurate and detailed data on the homeless population.
- Staff approached CityNet and received a proposal for \$24,402 to conduct a homeless census survey solely for Manhattan Beach.



OUTREACH STATISTICS – MANHATTAN BEACH

JULY 2023 – JULY 2024



BEACH CITIES GRAND FUNDED CONTRACT

- City of Manhattan Beach has served as a contract administrator for two Measure H grants totaling \$546,000.
- SBCCOG and staff have agreed to transition this ongoing responsibility to ensure the contract is managed by a regional entity since it is a regional contract.



SHARE! HOUSING TRANSITION TO SBCCOG

- Smooth transition to SBCCOG services.
- SBCCOG, has funded interim housing for 15 new individuals since September 2023.
 - Amounted to approximately \$35,700 in cost savings to the City.
- Flexibility with housing more than the allotted five individuals, thereby increasing the City's housing capacity.



HOMELESSNESS AND THE LAW

- City of Grants Pass v. Johnson Supreme Court Decision
- Governor Executive Order Regarding Homeless Encampments
- County Board of Supervisors “Care First” Approach
- Dockweiler Beach Activity



DEDICATED OUTREACH CONTRACT RFP

- Harbor Interfaith Services Agreement expires on December 1, 2024
- RFP Process began on August 8
- City Council approval for a homeless outreach service provider in November 2024.



SHARE! HOUSING DATA

Since the City began utilizing services in December 2021, the City has observed the following notable metrics:



FUTURE OF MEASURE H

- Los Angeles County voters approved a countywide ballot measure on the March 7, 2017, ballot which imposed a 10-year, $\frac{1}{4}$ cent sales tax to help fund housing and support services for the homeless population throughout the County.
- Measure A on November 5, 2024, Election Ballot
 - Repeals the 2017 Measure H tax
 - Replacing it with a $\frac{1}{2}$ cent sales tax, raising approximately \$1,076,076,350



FUTURE OF MEASURE H

Important provisions:

1. Currently, Measure H is scheduled to expire in March 2027. Measure H 2.0 does not have a sunset clause and can only be repealed by the voters.
2. Measure H 2.0 does not impact the sales tax limit imposed by the State.
3. Measure H 2.0 does not have a direct allocation for cities to cover costs of homeless services.



SOUTH BAY CITIES COUNCIL OF GOVERNMENTS'

FUNCTIONAL ZERO STREET HOMELESSNESS COMMENDATION PROGRAM



Achieving Functional Zero Street Homelessness requires the number of people exiting street homelessness to be greater than the number of people entering street homelessness, and the median duration of the current street population is less than 90 days.

Street Outflow > Street Inflow

Functional Zero is a recognition that homelessness can occur at any time, but when someone does experience homelessness, the experience is brief and one time.





South Bay Cities Council of Governments' (SBCCOG's) Functional Zero Street Homelessness Commendation Program will track, monitor, and report on a City's progress towards Functional Zero Street Homelessness.

SBCCOG will work collaboratively with enrolled cities and their homelessness teams to create tactical game plans that suit each individual city's needs.

SBCCOG will monitor a city’s monthly performance in 6 month intervals. The City’s Outreach and Case Management Teams will send an assigned SBCCOG Data Analyst weekly reports on inflow and outflow. Additionally, the Teams will meet in person once a month with SBCCOG staff to case conference.

Point Of Contact Date / Date Added	Case Manager	Current Housing Status	Duration	Last Shelter/ Housed Date	Exit: Date Housed	Exit: Date Sheltered	Earliest Exit	Status Notes
5/2/2024		Shelter	0	5/2/2024		5/2/2024	5/2/2024	Same Day, Safe Landing
5/8/2024	Lila Omura	Shelter	0	5/8/2024		5/8/2024	5/8/2024	Went missing from his Conservatorship in Arrowhead. Same day into Del Amo
2/3/2024	Lila Omura	Other Facility	0	2/3/2024		2/3/2024	2/3/2024	UPDATE 3/14/24: Same-day / Mentally ill from Torrance. Went to Venice Recovery. At Kendred lockdown now 4/26/24. Working on getting her conserved again.
5/28/2024	Lila	Shelter	0	5/28/2024		5/28/2024	5/28/2024	At Doors of Hope. Outreach with Paige. Same Day
4/23/2024	Lila Omura	Shelter	0	4/23/2024		4/23/2024	4/23/2024	Beacon Light Mission
5/22/2024		Shelter	0	5/22/2024		5/22/2024	5/22/2024	
	Lila Omura	Housed	0	1/12/2024	1/12/2024		1/12/2024	UPDATE 2/16/24: PSH Beacon Landing 1/12/24
4/26/2024		Shelter	3	4/26/2024		4/29/2024	4/29/2024	
1/23/2024	Lila Omura / City Net	Shelter	3	1/23/2024		1/26/2024	1/26/2024	UPDATE 2/16/24: Client was reported to be at the RB Pallet Shelter 1/26/24
7/25/2023	Lila Omura	Shelter	4	2/22/2024		2/26/2024	2/26/2024	UPDATE 10/24/23: referred to HOME Team. Not doing well. Severe MH ; UPDATE 2/16/24: Placed in County winter shelter, left 2/22/24; UPDATE 2/29/24: Placed into Pallet Shelter by Lila. Needs mental health shot.
5/6/2024		Shelter	4	5/6/2024		5/10/2024	5/10/2024	
	Lila Omura	Shelter	5	5/1/2024		5/6/2024	5/6/2024	UPDATE 2/16/24: Was seen in early December '23 (client travels to different states); Last in Ohio. Was back on the street 5/1/24; 5/6/24, back at Pallet
4/3/2024	Lila Omura	Shelter	5	4/20/2024		4/25/2024	4/25/2024	Beacon Light Mission
5/23/2024		Street	28	5/23/2024				

Median Duration	54	Days
Inflow	50	People
Outflow	54	People
Currently on Street	21	People


- SBCCOG will report to cities at regular monthly intervals.
- In addition to reporting Inflow, Outflow, and Duration, SBCCOG will also present demographic and psychographic data.
- Based on this data, cities can evaluate appropriate next steps to get closer to Functional Zero Street Homelessness



When a city has achieved Functional Zero Street Homelessness for a minimum of 6 months, the city will have graduated from the Commendation Program!

- The SBCCOG intends to have an annual ceremony to celebrate city cohorts who have graduated from the program.
- Sustainability: SBCCOG will continue to work with Graduated cities that Functional Zero Street Homelessness is maintained.





- Redondo Beach has been our first pilot city
 - Expected to announce results in the summer 2024
- Currently seeking our next cohort of cities
- City of Manhattan Beach is a good candidate for this program with its low homeless count, homeless staff, neighborhood activism (MB Safe), and access to regional resources such as SHARE!

CONCLUSION

Staff recommends that the City Council:

1. Receive the report detailing various efforts and initiatives staff is undertaking regarding homelessness; and
2. Discuss and provide direction on whether the City should participate in the South Bay Cities Council of Governments (SBCCOG) Functional Zero Street Homelessness Program.



APPENDIX.

Inflow (A) can be any person entering homelessness due to factors including but not limited to...

- Those losing their home due to eviction or family dynamics
- Those fleeing housing due to domestic violence
- Those on fixed income unable to afford housing
- Housing instability due to physical or behavioral health disabilities



Outflow (B) can be any person exiting homelessness due to factors including but not limited to ...

- Obtaining permanent housing with the assistance of programs (LAHSA, Harbor Interfaith, PATH)
- Obtaining housing through family reunification or relocation through SBCCOG Client Aid
- Obtaining an interim housing placement*
- Access to motels or shared housing

* The SBCCOG Functional Zero Street Homelessness definition of outflow includes interim solutions as the goal is to eliminate street homelessness



C = Current unhoused, unsheltered population

Gap (G) = Street Population [C + Inflow (A)] – Outflow (B)

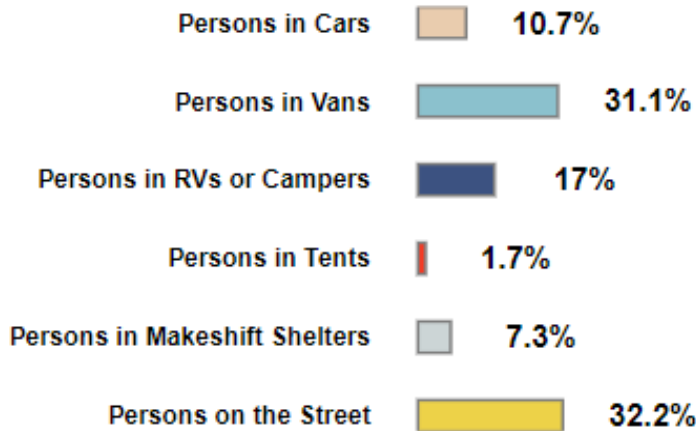
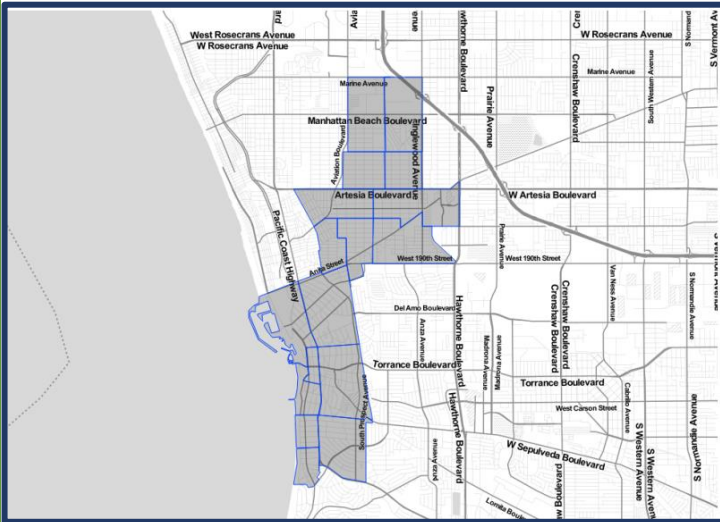
The SBCCOG's Functional Zero Program will help cities solve for (G).

- For (G), the Program will collaborate with cities to bring additional system supports to house/shelter average monthly inflow that exceed the city's outflow capacity. Sustainable solutions may include shared beds, supportive housing, motel bed rentals, safe parking spaces, and other transitional beds.
- For (C), the Program will work with the city and case managers to develop a housing plan for each of the city's current population. An estimated 1/3 of this population will require additional supports, such as ongoing recuperative care or supportive senior housing. Together, we will leverage County and State programs to provide a higher level of care for our higher acuity populations.



Solving for the Gap (G) not only means increasing Outflow (B), but also reducing Inflow (A)

- Together with Cities, we will utilize SBCCOG Client Aid and County Prevention programs to curtail inflow
- We will also collaborate with thought partners at UCLA on how to identify constituents at risk of homelessness, and develop intervention strategies



(HYPOTHETICAL DATA)

Monthly Average

Gap (G) = Street Population (C + Inflow (A)) – Outflow (B)

- A= 12
- B= 20
- C= 56 (current existing population)
- G= 48
 - 16 assumed high acuity

Tactical plan to bridge 48 person Gap:

- 20 Additional Pallet Shelter Beds
- 13 Additional SRO Beds
- 5 SHARE! Beds
- 4 Permanent Supportive Housing referral slots (more with Project Homekey: Moonstone)
- 3 DMH Housing referrals
- 2 Motel Beds
- 1 Safe Parking Referral



WE CAN END STREET HOMELESSNESS IN THE SOUTH BAY!

- For more information, please contact Ronson Chu:
Ronson@southbaycities.org
310-770-5351