

PROPOSED FIVE-YEAR CAPITAL IMPROVEMENT PROGRAM FISCAL YEARS 2027 – 2031

Joe DeFrancesco, Interim Public Works Director
Gilbert Gamboa, City Engineer

MAY 5, 2026



FIVE YEAR CIP APPROVAL TIMELINE

| | |
|----------------|--|
| April 22, 2026 | Proposed CIP Presented to Planning Commission |
| April 23, 2026 | Proposed CIP Presented to PPIC |
| April 27, 2026 | Proposed CIP Presented to Parks Commission |
| May 5, 2026 | Proposed CIP Presented to City Council |
| May 12, 2026 | Proposed CIP City Council Budget Study Session |
| June 2, 2026 | CIP Adoption by City Council |



COMPLETED PROJECTS - FY 2026

1. Interim Parking Lot 3
2. Annual Street Resurfacing Project - Cycle 2 at Marine Avenue and 14th Streets
3. Manhattan Beach Boulevard Eastbound Left-Turn Lane Extension at Aviation Boulevard
4. Citywide Security Cameras Project - Phases 1 and 2 (City PW Yard, City Hall & Police/Fire)
5. Beach Cities Green Streets Stormwater Infiltration Project
6. Dominguez Channel Total Maximum Daily Load (TMDL) Trash Treatment Project (Trash Capture Device on Aviation Blvd at Marine Ave)



PROJECTS IN CONSTRUCTION - FY 2027

Parks/Facilities/Parking Lots

1. Mariposa Fitness Station Project
2. Manhattan Village Field Lighting Replacement Project
3. Marine Ave Park Soccer Field Fence Replacement Project
4. Demolition of the Pay N Play Racquetball Building
5. Police Department Flooring Replacement Project
6. Joslyn Community Center Exterior ADA Improvement Project
7. City Hall Elevator Replacement Project
8. Metlox Escalators Replacement Project
9. Annual Parking Payment Facilities Improvements Program



PROJECTS IN CONSTRUCTION - FY 2027

Streets

1. Manhattan Beach Advanced Traffic Signal (MBATS) System Project
2. Community Development Block Grant (CDBG) ADA Curb Ramp Project - Cycle 4
3. Annual Street Resurfacing Project - Cycle 3 Various Residential Streets in Area 4
4. Biennial Slurry Seal Project - Cycle 3 Various Residential Streets in Area 6
5. Citywide Concrete Repairs Project - Cycle 3 Various Locations
6. Local Highway Safety Improvement Program (HSIP) Cycle 11 Crosswalk Improvements Project
7. Aviation Boulevard and 33rd Street Sidewalk Gap Closure Project



PROJECTS IN CONSTRUCTION - FY 2027

Water/Sewer/Storm Drain

1. 2nd Street Water Booster Pump Station Replacement Project
2. Well 15 Rehabilitation and Site Improvements Project
3. Voorhees Avenue Sewer Lift Station Replacement Project
4. Pacific Avenue Sewer Lift Station Conversion to Gravity Line Project
5. 28th Street Stormwater Infiltration Project
6. Santa Monica Bay Total Maximum Daily Load (TMDL) Trash Treatment Project
7. Golf Course Storm Drain Lift Station Electrical Upgrades Project



FIVE-YEAR CIP SNAPSHOT



\$94,398,393

Previously
Appropriated

\$18,993,337

FY 2026-27 Request

TOTAL Proposed 5-Year CIP
107 Projects

\$177,756,730

\$64,365,000

Future Appropriations
(Fiscal Years 2-5)



CITY OF
MANHATTAN BEACH

PROPOSED 5-YEAR CAPITAL IMPROVEMENT PROGRAM
MAY 5, 2026

PROJECT FUNDING OVERVIEW

CIP

\$32.9 MILLION

37 PROJECTS

Buildings, Parks,
Facilities, Air Quality
Projects



PARKING

\$10.2 MILLION

10 PROJECTS

Parking Lot Projects



RIGHT-OF-WAY

\$45.9 MILLION

27 PROJECTS

Streets, Sidewalks and
Other Rights-of-Way
Projects



STATE PIER & LOT

\$2.2 MILLION

3 PROJECTS

State Pier and Lot Projects

GRANTS & OUTSIDE FUNDING

\$19.7 MILLION

9 PROJECTS

Grant Funded Projects

Note: This slide presents the number of projects under each funding category.



CITY OF
MANHATTAN BEACH

PROPOSED 5-YEAR CAPITAL IMPROVEMENT PROGRAM
MAY 5, 2026

PROJECT FUNDING OVERVIEW

MEASURE W

\$13.2 MILLION

2 PROJECTS

Infrastructure and Compliance Projects



STORM DRAIN

\$5.7 MILLION

10 PROJECTS

Storm Drain Infrastructure Projects



WATER

\$22.2 MILLION

10 PROJECTS

Water Infrastructure Projects



SEWER

\$25.1 MILLION

8 PROJECTS

Sewer Infrastructure Projects



STREET LIGHTING & LANDSCAPE

\$575,000

2 PROJECTS

Street Lighting & Landscape Projects

Note: This slide presents the number of projects under each funding category.



FUNDING AND REVENUE SOURCES

INTERNAL SOURCES

CIP

- Transit & Occupancy Tax (TOT)
- General Fund Transfers

ENTERPRISE FUNDS

- Water Fund
- Sewer Fund
- Storm Drain Fund
- Parking Fund
- State Pier & Parking Lots Fund

EXTERNAL SOURCES

LOCAL RETURN & SPECIAL FUNDS

- Gas Tax
- Prop C
- Measure M
- Measure R
- Measure W
- Street Lighting Fund

GRANTS

- State
- Federal
- Highway Safety Improvement Program
- CalTrans, Metro, SBCCOG
- Other Outside Funding



CIP FUND

37 Projects
\$32,946,239

Funding Source: Transient Occupancy Tax (TOT), General Fund Transfer

Projects: Building and other facility improvements, parks facility upgrades, studies and master plans, streetscape and landscaping enhancements, signage, and other right-of-way and public property improvements



CIP FUND – Buildings/Facilities/School

1. Electric Vehicle Chargers at Marine Ave. Park (AB 2766 Air Quality Fund)
2. Annual Citywide Security Cameras Program
3. Annual Facilities Capital Maintenance Program
4. City Council Chambers Renovations – Feasibility
5. City Facility Renovations
6. City Hall Elevators Modernization
7. Police Facility Flooring Replacement
8. Renovation of City Hall Employee Lounge
9. Senior and Scout House Community Center Renovation (Partial)
10. Upgrade Main Electrical Feed to Public Works Yard
11. City Hall HVAC Replacement Phase 2
12. Facilities Structural Assessment Study
13. Police/Fire Facility Exterior Painting
14. Solar Power Installation at City Facilities
15. Project at 400 Manhattan Beach Boulevard
16. School District Project
17. Voter Center ADA Improvements



CIP FUND – Pier/Parks

18. Pier Improvements Projects
19. Annual Park Improvements and Replacement Program – All Other
20. Annual Park Improvements and Replacement Program – Playground Equip.
21. Annual Park Improvements and Replacement Program – Sports Courts
22. Begg Pool Facility Upgrades
23. Deferred Parks Maintenance
24. Manhattan Heights Park Restroom Building Improvements
25. Manhattan Village Aquatic Pool Complex
26. Manhattan Village Field Lighting Replacement
27. Sand Dune Park Improvement Project
28. Begg Facility Parking Lot Resurfacing
29. Mariposa Fitness Station Parcourse Equipment Replacement
30. Polliwog Park Historic “Red” House Roof Replacement



CIP FUND – Streets/Other

31. Annual Non-Motorized Transportation Program (Bike Lanes, Crosswalks)
32. Annual Street Resurfacing Program
33. Biennial Slurry Seal Program
34. Aviation Blvd Pavement Rehabilitation – Artesia Blvd to Manhattan Beach Blvd
35. Gateway and Monument Sign Replacement
36. Outdoor Dining Project – Flex Spaces
37. Wayfinding Program Phase 2



SENIOR AND SCOUT HOUSE - STATUS

Status:

Permitting Phase – 2nd round of Building & Safety comments being addressed by the design team.

Cost Estimate:

| | | |
|-------------------------------|----------------------|----------------------------|
| Construction: | \$ 9,745,275 | (Class 2 Estimate 3/12/26) |
| 15% Contingency: | \$ 1,461,792 | |
| Subtotal Construction: | \$ 11,207,067 | |
| Permits: | \$ 59,477 | |
| SCE: | \$ 25,000 | |
| Environmental: | \$ 83,814 | |
| Soft Costs: | \$ 3,338,570 | |
| Total: | \$ 14,713,928 | (\$14.7M rounded) |

Note 1: AACE Class 2 Estimate shown has a confidence range of -10% to +15%.
(conservative estimate is \$16.7 million)

Note 2: The estimate (funding) is not included in the CIP.



SENIOR AND SCOUT HOUSE - FUNDING

History:

- **FY 2019-20 City Allocated \$1.0 million**
- **FY 2022-23 City Allocated additional \$1.9 million**
- **FY 2023-24 City Allocated \$3.7 million for a total of \$6.6 million**
 - Also includes Donations totaling \$2.29 million received in 2023.
- **FY 2024-25 Budget/CIP reallocated \$4.3 million to other projects**
 - May 14, 2024, CIP Presentation noted the FY 2024-25 Budget/CIP included assumption the Council would bond City's portion for Scout House project.

Current Options:

- **Issue Debt Service for Scout House Project**
- **Reprioritize funds from other projects in CIP Fund**



SENIOR AND SCOUT HOUSE DEBT SERVICE OPTIONS AT CURRENT MARKET RATES

Debt Service Option #1:

- Cash Contributions: \$2.1 million (Donations)
- Bond Proceeds: \$14.6 million
- 30-Year Maturity in 2056
- True Interest Cost (TIC): 4.47%
- Annual Debt Service: \$890,000

Debt Service Option #2:

- Cash Contributions: \$2.1 million (Donations) and \$4.0 (City)
 - Requires re-prioritization of funds from other projects/
funding sources
- Bond Proceeds: \$10.6 million
- 30-Year Maturity in 2056
- True Interest Cost (TIC): 4.47%
- Annual Debt Service: \$645,000



CIP FUND FUNDING SOURCES

- The current CIP project list is balanced with the assumption that \$5M is transferred each year from FY2026 onward.
- Should funding sources be reduced or the Council desires alternative projects, options to rebalance the Fund include:
 - Identify project schedule priorities to allow for:
 - a) Release of prior year appropriation.
 - b) Deferring funding to future fiscal years.
 - c) Deferring funding over multiple fiscal years.
 - Identify project scopes to reduce overall project costs.
 - Identify project costs that may fit outside funding (i.e. grants).
- The following projects were identified as potential projects to defer or reduce



CIP FUND – Potential Projects Impacted

- **Annual Citywide Security Cameras (\$2.1M):**
 - Potential to Reduce carry over by \$700K (unencumbered funds).
 - Potential to FY2028-FY2031 from \$250K to \$100K per fiscal year.
- **City Facility Renovation (\$3.8M):**
 - Potential to Reduce carry over by \$250K up to \$2M and place into future FYs.
- **Project at 400 MBB (\$1.9M):**
 - Potential to Reduce FY2027 from \$1M to \$250K. Add back concept estimates available.
- **Police/Fire Painting (\$500K):**
 - Potential to Move FY2029 \$500K to future fiscal year.
- **Begg Pool Upgrades (\$700K):**
 - Potential to Reduce carry over by \$100K up to \$500K to future fiscal year.
- **Sand Dune Improvements (\$3.8M):**
 - Potential to Rebalance request to \$700K per fiscal year over 5 years.
- **Voter Center ADA Improvements (\$1.75M):**
 - Potential to Rebalance request to \$250K per fiscal year over 5 years. Revisit at 30% design.
- **Manhattan Heights Park Restroom Building Improvements (\$1.18M):**
 - Potential to Reduce carry over from \$928K to \$250K.
 - Potential to Rebalance request to \$250K per year over 4 years starting FY2028.



CIP FUND – Potential Projects Impacted

- **Biennial Slurry Seal Program (\$1.28M):**
 - Potential to Reduce FY2029 by \$850K by not including school parking lot.
 - Potential to Reduce FY2031 by \$250K by not including school parking lot.
- **Annual Street Resurfacing (\$875K):**
 - Potential to Reduce scope to reduce carry over by \$350K.
 - Potential to Reduce scope to reduce FY2027 by \$250K.
- **Aviation Blvd Pavement Rehabilitation from Artesia Blvd to Manhattan Beach Blvd (\$1.15M):**
 - Potential to Reduce FY2030 by \$1.15M. Request in future fiscal year.
- **Outdoor Dining Project - Flex Spaces (\$1M):**
 - Potential to Reduce to \$100K per fiscal year over 5 years.
- **Pier Improvements Project (\$1.4M):**
 - Potential to Defer FY2031 \$1.4M to future years or find alternative funding sources (e.g. increase Parking Meter Rates in Pier Lots).



STREET, SIDEWALKS, ROW FUND

27 Projects
\$45,935,508

Funding Source: Gas Tax, Prop C, Measure R Local Return, Measure M Local Return, Other (Highway Safety Improvement Program HSIP, South Bay Highway Projects SBHP, Federal Transit Authority 5310, etc.)



Projects: Slurry seal, street resurfacing, intersection improvements, traffic signals, capacity enhancements, traffic studies, ADA access improvements, sidewalks



STREET, SIDEWALKS, ROW FUND

1. Voter Center ADA Improvements
2. ADA Ramps Cycle 4
3. ADA Ramps Cycle 5
4. ADA Ramps Cycle 6
5. Annual Citywide Concrete Repair Program
6. Annual Street Resurfacing Program
7. Biennial Slurry Seal Program
8. Intersection improvements Project (Cycle II HSIP)
9. Manhattan Beach Blvd Pavement Rehabilitation - Sepulveda Blvd to Pacific Ave
10. Ocean Drive Walk Street Crossings
11. Triennial Pavement Management System Update
12. ADA Ramps Cycle 7
13. ADA Ramps Cycle 8
14. ADA Ramps Cycle 9
15. Aviation Blvd Pavement Rehabilitation - Artesia Blvd to Manhattan Beach Blvd



STREET, SIDEWALKS, ROW FUND

16. ADA Transition Plan within Public Right of Way
17. Annual Citywide Traffic Signal Replacements
18. Manhattan Beach Advanced Traffic Signal (MBATS) System Project
19. Manhattan Beach Blvd and Pacific Ave Intersection Improvements
20. Manhattan Beach Blvd Eastbound Left-Turn Improvement at Aviation Blvd
21. Aviation Blvd and 33rd Sidewalk Gap Project (Partial Grant 5310)
22. LA County Manhattan Beach Boulevard Traffic Signal Synchronization Project
23. Rosecrans Bike Lane Improvements (Partial Grant CPF)
24. Sidewalk Installations Across Veteran's Parkway at 6th and 10th Streets
25. Citywide Crossgutter Improvements
26. Curb Ramp Improvements along Valley Drive at Elm and Walnut Avenues
27. Manhattan Beach Blvd and Sepulveda Blvd Intersection Improvements



STREET RESURFACING PROGRAM

Prioritization: Pavement Management Program (PMP) provides the Pavement Condition Index (PCI) for each street every 3 years. Current PCI = 73 (Fair)

Treatments:

- Slurry Seal
- Grind and Overlay
- Full Depth Reconstruction

Programs Working Together:

- Annual Citywide Concrete Repairs
- CDBG ADA Curb Ramps
- Traffic Signal Replacements
- Utility Coordination (Water/Sewer/Storm Drain)



PARKING FUND



10 Projects
\$10,177,176

Funding Source: Meter Fees from City's Public Parking Lots and Curbside Parking Stalls

Projects: Maintenance, repair, and rehabilitation of the City's public parking lots and surrounding landscape areas.



PARKING FUND

1. Metlox Escalators Replacement Project
2. Redesign and Repurpose of Metlox Slab Fountain Area
3. Annual Parking Payment Facilities Improvements Program (Pay Stations)
4. Interim Parking Lot 3 Project (EV Chargers)
5. Parking Structure Lot 3 Parcel Redevelopment Project
6. Waterproofing City Hall and Police/Fire Parking Structures
7. Annual Parking Facilities Capital Improvements Program
8. Paint Metlox Parking Structure
9. Parking Structure Lot 2 Structural Condition Assessment
10. Parking Structure Lot 4 Structural Condition Assessment




STATE PIER & LOT FUND

3 Project
\$2,171,450

Funding Source: Meter Fees from State Parking Lots adjacent to the Pier

Projects: Maintenance and repair of the State-owned pier and parking lots

1. Pier Structural Inspection Condition Assessment Report
2. Pier Improvements Project
3. Upper Pier Parking Lots Railing Replacement Project



STREET LIGHTING & LANDSCAPE FUND


2 Project
\$575,000

Funding Source:

Annual Levy and Collection of Street Lighting and Landscaping District Maintenance Assessments

Projects: Maintenance and replacement of City-owned streetlight and landscape districts.

1. Annual Streetlight Replacements
2. Damaged Streetlight Replacements



GRANTS & OTHER OUTSIDE FUND

9 Projects
\$19,717,066

Funding Source: Federal grants, State grants, and other outside funding

Projects: Maintenance, repair, and rehabilitation of City-owned facilities, utility infrastructure and street improvements

1. Metlox Escalators Replacement Project
2. Marine Avenue Park – Pay N Play Demolition Project (Partial Measure A)
3. Highland Ave Corridor Complete Streets – Feasibility/Design (Measure M)
4. Intersection Improvements Project (Cycle II HSIP)
5. Manhattan Beach Blvd Complete Streets Corridor – Feasibility/Design (Measure M)
6. Rosecrans Bike Lane Improvements (Partial Grant CPF)
7. 28th Street Stormwater Infiltration
8. Peck Avenue Storm Drain Improvements
9. El Porto Water Infrastructure Improvements (Partial CPF)



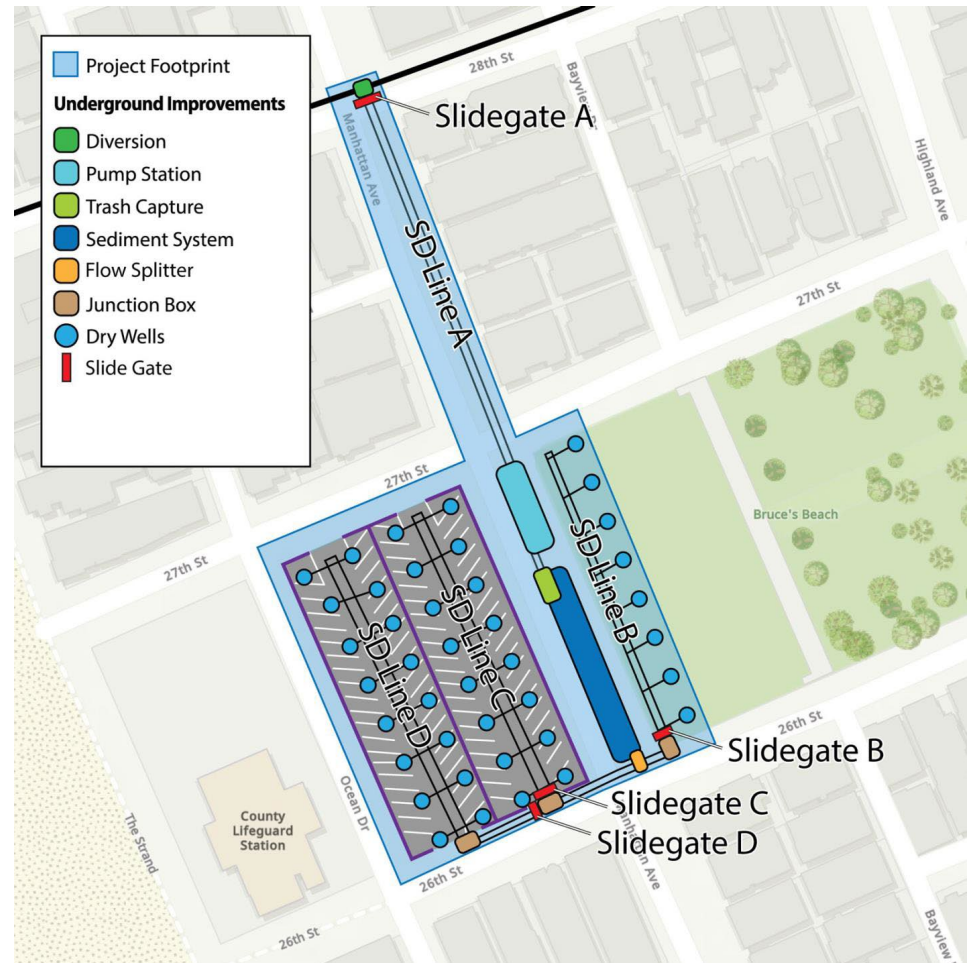
MEASURE W FUND

2 Projects
\$13,248,402

Funding Source: Measure W local returns and grants

Projects: Storm drain improvements, storm water conveyance upgrades, NPDES compliance

1. 28th Street Stormwater Infiltration
2. Shelley Street Storm Drain Improvements



STORM DRAIN FUND



10 Projects
\$5,729,642

Funding Source: Storm Drain Enterprise Fund

Projects: Storm drain improvements, capacity enhancements, trash capture devices, stormwater master plans, and enhanced watershed management plan (i.e. infiltration projects)



STORM DRAIN FUND

1. 28th Street Stormwater Infiltration
2. Annual Storm Drain Repairs
3. Beach Cities Green Streets Stormwater Infiltration
4. CCTV Storm Drain System
5. Dominguez Channel TMDL Trash Treatment
6. Golf Course Storm Drain Lift Station Electrical Upgrades
7. Dominguez Channel Stormwater Infiltration - Feasibility
8. Peck Avenue Storm Drain Improvements
9. Santa Monica Bay TMDL Trash Treatment
10. Stormwater Capital Best Management Practices Program



SEWER FUND

8 Projects
\$25,069,062

Funding Source: Sewer Enterprise Fund

Projects: Sewer main replacement, sewer lift station upgrades, telemetry upgrades, and force main replacements



SEWER FUND



1. Annual Rehabilitation of Gravity Sewer Mains
2. Bell Sewer Lift Station Upgrade
3. Meadows Sewer Lift Station Upgrade
4. Pacific Sewer Lift Station Replacement (Gravity Sewer)
5. Palm Sewer Lift Station Upgrade
6. Poinsettia Sewer Lift Station Upgrade
7. Voorhees Sewer Lift Station Upgrade
8. Sewer Master Plan Update



WATER FUND

10 Projects
\$22,187,185

Funding Source:
Water Enterprise Fund

Projects: Water main replacement, reservoir upgrades, booster station upgrades, meter upgrades, groundwater wells capital maintenance, rehabilitation and improved treatment processes

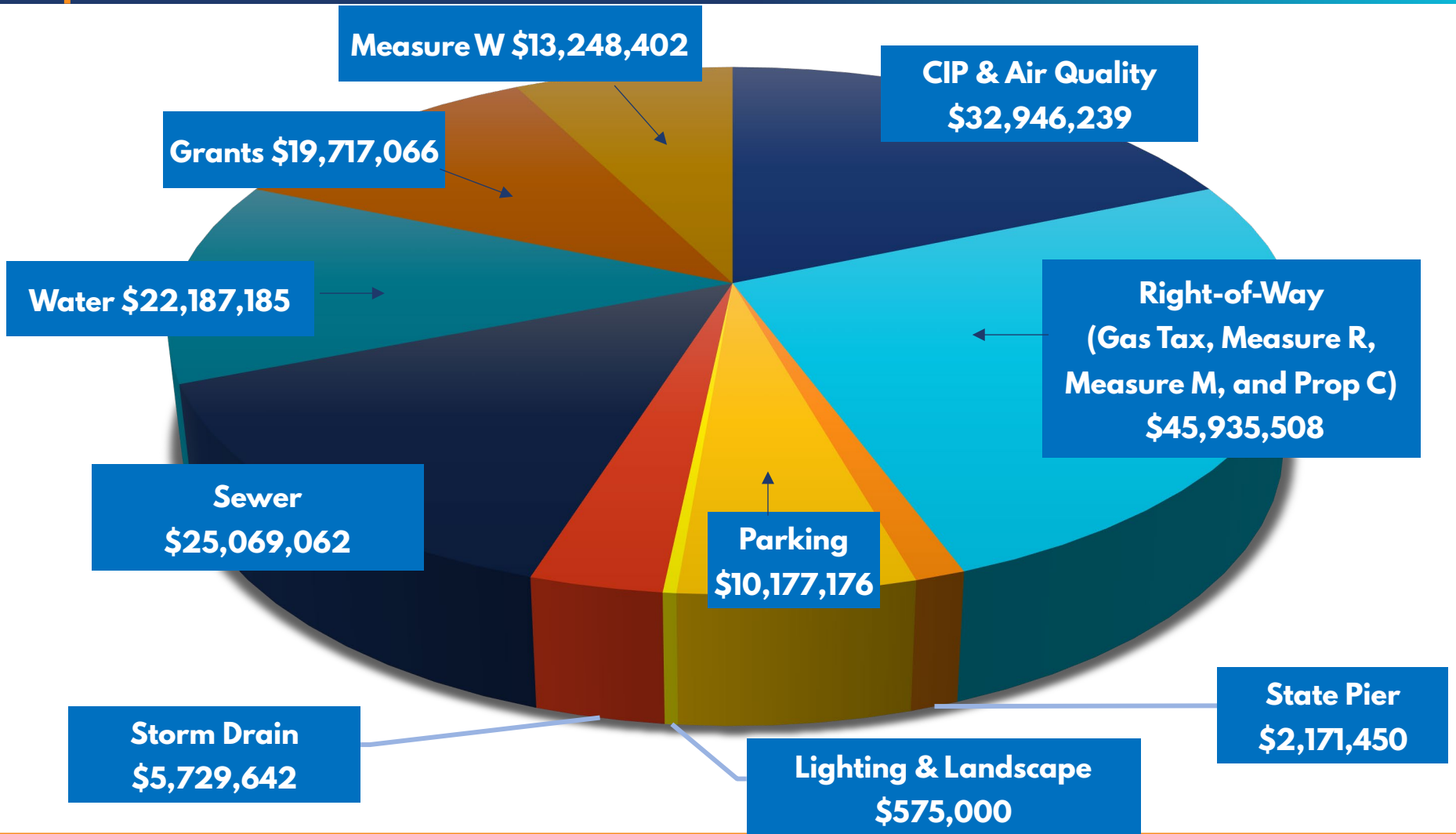


WATER FUND

1. 2nd Street Booster Station Improvements
2. Annual Groundwater Wells Capital Maintenance Program
3. Annual Water Infrastructure Improvements
4. El Porto Water Infrastructure Improvements (Partial CPF)
5. Larsson Street Booster Station Improvements
6. Recycled Water Feasibility Study for MBB Medians and Highland Avenue Tree Wells
7. Water Master Plan Hydraulic Model Update
8. Block 35 Elevated Tank Improvements
9. Block 35 Ground Level Reservoir Replacement
10. Groundwater Well 15 Site Improvements



10 FUNDING CATEGORIES



STAFF RECOMMENDATION - CIP

Staff recommends that City Council receive a presentation on the Proposed Five-Year Capital Improvement Program Plan for FY 2027 through FY 2031 and:

1. Review the Proposed Five-Year CIP projects listed in the attachments; and
2. Direct staff to revise the Five-Year CIP based on any changes or modifications requested by City Council; or
3. Approve the Five-Year CIP projects list as presented.



STAFF RECOMMENDATION SENIOR AND SCOUT HOUSE

Staff requests that City Council receive the Senior and Scout House update, estimate, and provide direction on the project:

1. Review the Senior and Scout House estimate.
2. Direct staff to:
 1. Continue project with current 2-story design; or
 2. Reduce project to 1-story design and return at later date for additional direction; or
 3. Revisit the project at a later date.





Capital Improvement Projects (CIP)

| A | B | C | D | E | F | G | H | I | J |
|---------------------------------------|----------------|---|--------------------------|------------------------|------------------------|------------------------|------------------------|------------------------|-------------------------|
| Funding Source | Project Number | Project Title | Prior Year Appropriation | FY2027 | FY2028 | FY2029 | FY2030 | FY2031 | Total Budgeted |
| AB 2766 Air Quality Fund | | | | | | | | | |
| | PK24017 | Electric Vehicle Chargers at Marine Ave. Park | \$ 262,139.00 | \$ - | \$ - | \$ - | \$ - | \$ - | \$ 262,139.00 |
| Total AB 2766 Air Quality Fund | | | \$ 262,139.00 | \$ - | \$ - | \$ - | \$ - | \$ - | \$ 262,139.00 |
| CIP Fund | | | | | | | | | |
| | BL21001 | Annual Citywide Security Cameras Program | \$ 872,647.00 | \$ - | \$ 250,000.00 | \$ 250,000.00 | \$ 250,000.00 | \$ 500,000.00 | \$ 2,122,647.00 |
| | BL15828 | Annual Facilities Capital Maintenance Program | \$ 309,387.00 | \$ 50,000.00 | \$ 200,000.00 | \$ 200,000.00 | \$ 200,000.00 | \$ 200,000.00 | \$ 1,159,387.00 |
| | BL24010 | City Council Chambers Renovations - Feasibility | \$ 144,975.00 | \$ 50,000.00 | \$ - | \$ - | \$ - | \$ - | \$ 194,975.00 |
| | BL23003 | City Facility Renovations | \$ 2,825,445.00 | \$ - | \$ 250,000.00 | \$ 250,000.00 | \$ 250,000.00 | \$ 250,000.00 | \$ 3,825,445.00 |
| | BL25005 | City Hall Elevators Modernization | \$ 162,551.00 | \$ 50,000.00 | \$ - | \$ - | \$ - | \$ - | \$ 212,551.00 |
| | BL24011 | Police Facility Flooring Replacement | \$ 99,078.00 | \$ 150,000.00 | \$ - | \$ - | \$ - | \$ - | \$ 249,078.00 |
| | BL26008 | Renovation of City Hall Employee Lounge | \$ 100,000.00 | \$ 100,000.00 | \$ - | \$ - | \$ - | \$ - | \$ 200,000.00 |
| | BL20205 | Senior and Scout Community Center Renovation | \$ 2,112,434.00 | \$ - | \$ - | \$ - | \$ - | \$ - | \$ 2,112,434.00 |
| | BL25016 | Upgrade Main Electrical Feed to Public Works Yard | \$ 50,000.00 | \$ - | \$ - | \$ - | \$ 450,000.00 | \$ - | \$ 500,000.00 |
| | BL | City Hall HVAC Replacement Phase 2 | \$ - | \$ 350,000.00 | \$ - | \$ - | \$ - | \$ - | \$ 350,000.00 |
| | BL | Facilities Structural Assessment Study | \$ - | \$ 325,000.00 | \$ - | \$ - | \$ - | \$ - | \$ 325,000.00 |
| | BL | Police/Fire Facility Exterior Painting | \$ - | \$ - | \$ - | \$ - | \$ 500,000.00 | \$ - | \$ 500,000.00 |
| | BL | Solar Power Installation at City Facilities | \$ - | \$ - | \$ - | \$ 150,000.00 | \$ 150,000.00 | \$ 150,000.00 | \$ 450,000.00 |
| | OT25023 | Project at 400 Manhattan Beach Boulevard | \$ 925,854.00 | \$ 1,000,000.00 | \$ - | \$ - | \$ - | \$ - | \$ 1,925,854.00 |
| | OT20204 | School District Project | \$ - | \$ 250,000.00 | \$ - | \$ - | \$ - | \$ - | \$ 250,000.00 |
| | OT26004 | Voter Center ADA Improvements | \$ 500,000.00 | \$ - | \$ 1,250,000.00 | \$ - | \$ - | \$ - | \$ 1,750,000.00 |
| | PR | Pier Improvements Project | \$ - | \$ - | \$ - | \$ - | \$ - | \$ 1,400,000.00 | \$ 1,400,000.00 |
| | RC23001 | Annual Park Improvements and Replacement Program - All Other | \$ 220,898.00 | \$ 75,000.00 | \$ 150,000.00 | \$ 150,000.00 | \$ 150,000.00 | \$ 150,000.00 | \$ 895,898.00 |
| | RC25003 | Annual Park Improvements/Replacement Program - Playground Equipment | \$ 38,704.00 | \$ 50,000.00 | \$ 50,000.00 | \$ 50,000.00 | \$ 50,000.00 | \$ 50,000.00 | \$ 288,704.00 |
| | RC25002 | Annual Park Improvements and Replacement Program - Sport Courts | \$ 142,460.00 | \$ 75,000.00 | \$ 75,000.00 | \$ 75,000.00 | \$ 75,000.00 | \$ 75,000.00 | \$ 517,460.00 |
| | RC24016 | Begg Pool Facility Upgrades | \$ 702,357.00 | \$ - | \$ - | \$ - | \$ - | \$ - | \$ 702,357.00 |
| | RC23008 | Deferred Parks Maintenance | \$ 625,125.00 | \$ - | \$ - | \$ - | \$ - | \$ - | \$ 625,125.00 |
| | RC24008 | Manhattan Heights Park Restroom Building Improvements | \$ 938,738.00 | \$ - | \$ 250,000.00 | \$ - | \$ - | \$ - | \$ 1,188,738.00 |
| | RC26007 | Manhattan Village Aquatic Pool Complex | \$ 40,000.00 | \$ - | \$ - | \$ - | \$ - | \$ - | \$ 40,000.00 |
| | RC16206 | Manhattan Village Field Lighting Replacement | \$ 362,230.00 | \$ 50,000.00 | \$ - | \$ - | \$ - | \$ - | \$ 412,230.00 |
| | RC23004 | Sand Dune Park Improvement Project | \$ 336,585.00 | \$ 1,500,000.00 | \$ 1,000,000.00 | \$ 1,000,000.00 | \$ - | \$ - | \$ 3,836,585.00 |
| | RC | Begg Facility Parking Lot Resurfacing | \$ - | \$ - | \$ - | \$ 100,000.00 | \$ 300,000.00 | \$ 300,000.00 | \$ 700,000.00 |
| | RC | Mariposa Fitness Station Parcourse Equipment Replacement | \$ - | \$ 300,000.00 | \$ - | \$ - | \$ - | \$ - | \$ 300,000.00 |
| | RC | Polliwog Park Historic "Red" House Roof Replacement | \$ - | \$ 100,000.00 | \$ - | \$ - | \$ - | \$ - | \$ 100,000.00 |
| | ST15835 | Annual Non-Motorized Transport. Program (Bike lanes, crosswalks) | \$ 90,000.00 | \$ 50,000.00 | \$ 50,000.00 | \$ 50,000.00 | \$ 50,000.00 | \$ 50,000.00 | \$ 340,000.00 |
| | ST19105 | Annual Street Resurfacing Program | \$ 600,000.00 | \$ 275,000.00 | \$ - | \$ - | \$ - | \$ - | \$ 875,000.00 |
| | ST16102 | Biennial Slurry Seal Program | \$ 9,632.00 | \$ 175,000.00 | \$ - | \$ 850,000.00 | \$ - | \$ 250,000.00 | \$ 1,284,632.00 |
| | ST | Aviation Blvd Pavement Rehabilitation from Artesia Blvd to Manhattan Beach Blvd | \$ - | \$ - | \$ - | \$ - | \$ 1,150,000.00 | \$ - | \$ 1,150,000.00 |
| | ST | Gateway and Monument Sign Replacement | \$ - | \$ - | \$ 100,000.00 | \$ 300,000.00 | \$ - | \$ - | \$ 400,000.00 |
| | ST | Outdoor Dining Project - Flex Spaces | \$ - | \$ 200,000.00 | \$ 200,000.00 | \$ 200,000.00 | \$ 200,000.00 | \$ 200,000.00 | \$ 1,000,000.00 |
| | ST | Wayfinding Program - Phase 2 | \$ - | \$ - | \$ - | \$ 100,000.00 | \$ 150,000.00 | \$ 250,000.00 | \$ 500,000.00 |
| Total CIP Fund | | | \$ 12,209,100.00 | \$ 5,175,000.00 | \$ 3,825,000.00 | \$ 3,725,000.00 | \$ 3,925,000.00 | \$ 3,825,000.00 | \$ 32,684,100.00 |



Streets, Sidewalk, Right-of-Way (ROW)

| A | B | C | D | E | F | G | H | I | J |
|-----------------------------|----------------|---|--------------------------|------------------------|------------------------|------------------------|------------------------|------------------------|-------------------------|
| Funding Source | Project Number | Project Title | Prior Year Appropriation | FY2027 | FY2028 | FY2029 | FY2030 | FY2031 | Total Budgeted |
| Gas Tax Fund | | | | | | | | | |
| | OT26004 | Voter Center ADA Improvements | \$ 150,000.00 | \$ - | \$ - | \$ - | \$ - | \$ - | \$ 150,000.00 |
| | ST26001 | ADA Ramps Cycle 4 | \$ 25,000.00 | \$ - | \$ - | \$ - | \$ - | \$ - | \$ 25,000.00 |
| | ST26002 | ADA Ramps Cycle 5 | \$ 60,000.00 | \$ - | \$ - | \$ - | \$ - | \$ - | \$ 60,000.00 |
| | ST26003 | ADA Ramps Cycle 6 | \$ 75,000.00 | \$ - | \$ 25,000.00 | \$ - | \$ - | \$ - | \$ 100,000.00 |
| | ST16108 | Annual Citywide Concrete Repair Program | \$ 804,798.00 | \$ 365,000.00 | \$ 365,000.00 | \$ 365,000.00 | \$ 365,000.00 | \$ 365,000.00 | \$ 2,629,798.00 |
| | ST19105 | Annual Street Resurfacing Program | \$ 2,422,229.00 | \$ 200,000.00 | \$ - | \$ - | \$ 600,000.00 | \$ 625,000.00 | \$ 3,847,229.00 |
| | ST16102 | Biennial Slurry Seal Program | \$ 54,484.00 | \$ 1,400,000.00 | \$ - | \$ 1,500,000.00 | \$ - | \$ 1,750,000.00 | \$ 4,704,484.00 |
| | ST24018 | Intersection Improvements Project (Cycle 11 HSIP) | \$ 52.00 | \$ 100,000.00 | \$ - | \$ - | \$ - | \$ - | \$ 100,052.00 |
| | ST25010 | Manhattan Beach Blvd Pavement Rehabilitation from Sepulveda Blvd to Pacific Ave | \$ 350,000.00 | \$ - | \$ 600,000.00 | \$ - | \$ - | \$ - | \$ 950,000.00 |
| | ST19106 | Ocean Drive Walk Street Crossings | \$ 250,000.00 | \$ - | \$ - | \$ - | \$ - | \$ - | \$ 250,000.00 |
| | ST24001 | Triennial Pavement Management System Update | \$ 34,085.00 | \$ 125,000.00 | \$ - | \$ - | \$ 100,000.00 | \$ - | \$ 259,085.00 |
| | ST | ADA Ramps Cycle 7 | \$ - | \$ - | \$ 75,000.00 | \$ 25,000.00 | \$ - | \$ - | \$ 100,000.00 |
| | ST | ADA Ramps Cycle 8 | \$ - | \$ - | \$ - | \$ 75,000.00 | \$ 25,000.00 | \$ - | \$ 100,000.00 |
| | ST | ADA Ramps Cycle 9 | \$ - | \$ - | \$ - | \$ - | \$ 75,000.00 | \$ 25,000.00 | \$ 100,000.00 |
| | ST | Aviation Blvd Pavement Rehabilitation from Artesia Blvd to Manhattan Beach Blvd | \$ - | \$ - | \$ 475,000.00 | \$ 735,000.00 | \$ - | \$ - | \$ 1,210,000.00 |
| Total Gas Tax Fund | | | \$ 4,225,648.00 | \$ 2,190,000.00 | \$ 1,540,000.00 | \$ 2,700,000.00 | \$ 1,165,000.00 | \$ 2,765,000.00 | \$ 14,585,648.00 |
| Measure M Fund | | | | | | | | | |
| | ST18101 | ADA Transition Plan within Public Rights of Way | \$ 64,816.00 | \$ - | \$ 100,000.00 | \$ - | \$ - | \$ - | \$ 164,816.00 |
| | ST24004 | Annual Citywide Traffic Signal Replacements | \$ 96,067.00 | \$ - | \$ 200,000.00 | \$ 200,000.00 | \$ 200,000.00 | \$ 200,000.00 | \$ 896,067.00 |
| | ST19105 | Annual Street Resurfacing Program | \$ 1,538,930.00 | \$ 250,000.00 | \$ - | \$ - | \$ 400,000.00 | \$ 475,000.00 | \$ 2,663,930.00 |
| | ST21102 | Manhattan Beach Advanced Traffic Signal (MBATS) System Project | \$ 11,566,492.00 | \$ - | \$ - | \$ - | \$ - | \$ - | \$ 11,566,492.00 |
| | ST25010 | Manhattan Beach Blvd Pavement Rehabilitation from Sepulveda Blvd to Pacific Ave | \$ - | \$ - | \$ 255,000.00 | \$ - | \$ - | \$ - | \$ 255,000.00 |
| | ST24002 | MB Blvd and Pacific Ave Intersection Improvements | \$ 1,150,660.00 | \$ - | \$ - | \$ - | \$ - | \$ - | \$ 1,150,660.00 |
| | ST23006 | MB Blvd Eastbound Left-Turn Improvement at Aviation Blvd | \$ 169,906.00 | \$ - | \$ - | \$ - | \$ - | \$ - | \$ 169,906.00 |
| | ST | Aviation Blvd Pavement Rehabilitation from Artesia Blvd to Manhattan Beach Blvd | \$ - | \$ - | \$ - | \$ 740,000.00 | \$ - | \$ - | \$ 740,000.00 |
| Total Measure M Fund | | | \$ 14,586,871.00 | \$ 250,000.00 | \$ 555,000.00 | \$ 940,000.00 | \$ 600,000.00 | \$ 675,000.00 | \$ 17,606,871.00 |
| Measure R Fund | | | | | | | | | |
| | ST19105 | Annual Street Resurfacing Program | \$ 32.00 | \$ 25,000.00 | \$ - | \$ - | \$ 575,000.00 | \$ 500,000.00 | \$ 1,100,032.00 |
| | ST20102 | Aviation Blvd and 33rd Sidewalk Gap Project (Partial Grant 5310) | \$ 960,795.00 | \$ 75,000.00 | \$ - | \$ - | \$ - | \$ - | \$ 1,035,795.00 |
| | ST26015 | LA County Manhattan Beach Boulevard Traffic Signal Synchronization Project | \$ 72,000.00 | \$ - | \$ - | \$ - | \$ - | \$ - | \$ 72,000.00 |
| | ST25010 | Manhattan Beach Blvd Pavement Rehabilitation from Sepulveda Blvd to Pacific Ave | \$ 1,000,000.00 | \$ - | \$ 500,000.00 | \$ - | \$ - | \$ - | \$ 1,500,000.00 |
| | ST20103 | Rosecrans Bike Lane Improvements (Partial Grant CPF) | \$ 675,000.00 | \$ - | \$ - | \$ - | \$ - | \$ - | \$ 675,000.00 |
| | ST | Aviation Blvd Pavement Rehabilitation from Artesia Blvd to Manhattan Beach Blvd | \$ - | \$ - | \$ - | \$ 685,000.00 | \$ - | \$ - | \$ 685,000.00 |
| | ST | Sidewalk Installations Across Veteran's Parkway at 6th and 10th Streets | \$ - | \$ - | \$ 50,000.00 | \$ 450,000.00 | \$ - | \$ - | \$ 500,000.00 |
| Total Measure R Fund | | | \$ 2,707,827.00 | \$ 100,000.00 | \$ 550,000.00 | \$ 1,135,000.00 | \$ 575,000.00 | \$ 500,000.00 | \$ 5,567,827.00 |
| Prop C Fund | | | | | | | | | |
| | ST19105 | Annual Street Resurfacing Program | \$ 1,689,757.00 | \$ 350,000.00 | \$ - | \$ - | \$ 825,000.00 | \$ 800,000.00 | \$ 3,664,757.00 |
| | ST26006 | Citywide Crossgutter Improvements | \$ 150,000.00 | \$ - | \$ - | \$ 1,200,000.00 | \$ - | \$ - | \$ 1,350,000.00 |
| | ST26005 | Curb Ramp Improvements along Valley Drive at Elm and Walnut Avenues | \$ 100,000.00 | \$ - | \$ - | \$ - | \$ - | \$ - | \$ 100,000.00 |
| | ST25010 | Manhattan Beach Blvd Pavement Rehabilitation from Sepulveda Blvd to Pacific Ave | \$ - | \$ - | \$ 800,000.00 | \$ - | \$ - | \$ - | \$ 800,000.00 |
| | ST09823 | MB Blvd and Sepulveda Blvd Intersection Improvements | \$ 1,470,405.00 | \$ - | \$ - | \$ - | \$ - | \$ - | \$ 1,470,405.00 |
| | ST | Aviation Blvd Pavement Rehabilitation from Artesia Blvd to Manhattan Beach Blvd | \$ - | \$ - | \$ - | \$ 815,000.00 | \$ - | \$ - | \$ 815,000.00 |
| Total Prop C Fund | | | \$ 3,410,162.00 | \$ 350,000.00 | \$ 800,000.00 | \$ 2,015,000.00 | \$ 825,000.00 | \$ 800,000.00 | \$ 8,200,162.00 |



Parking, State Pier & Lot , Street Lighting, and Grants

| | A | B | C | D | E | F | G | H | I | J |
|-----|----------------|----------------|---|--------------------------|------------------------|------------------------|----------------------|----------------------|----------------------|-------------------------|
| | Funding Source | Project Number | Project Title | Prior Year Appropriation | FY2027 | FY2028 | FY2029 | FY2030 | FY2031 | Total Budgeted |
| 93 | | | Parking Fund | | | | | | | |
| 94 | | BL25014 | Metlox Escalators Replacement Project (Cost Share) | \$ 1,012,392.00 | \$ - | \$ - | \$ - | \$ - | \$ - | \$ 1,012,392.00 |
| 95 | | BL24020 | Redesign and Repurpose of Metlox Slab Fountain Area | \$ 190,000.00 | \$ - | \$ - | \$ - | \$ - | \$ - | \$ 190,000.00 |
| 96 | | PK26013 | Annual Parking Payment Facilities Improvements Program | \$ 2,900,000.00 | \$ 700,000.00 | \$ - | \$ - | \$ - | \$ - | \$ 3,600,000.00 |
| 97 | | PK25021 | Interim Parking Lot 3 Project | \$ 225,000.00 | \$ - | \$ - | \$ - | \$ - | \$ - | \$ 225,000.00 |
| 98 | | PK25020 | Parking Structure Lot 3 Parcel Redevelopment Project | \$ 699,784.00 | \$ 700,000.00 | \$ - | \$ - | \$ - | \$ - | \$ 1,399,784.00 |
| 99 | | PK25019 | Waterproofing City Hall and Police/Fire Parking Structures | \$ 100,000.00 | \$ 400,000.00 | \$ - | \$ - | \$ - | \$ - | \$ 500,000.00 |
| 100 | | PK | Annual Parking Facilities Capital Improvements Program | \$ - | \$ 250,000.00 | \$ 500,000.00 | \$ 500,000.00 | \$ 500,000.00 | \$ 500,000.00 | \$ 2,250,000.00 |
| 101 | | PK | Paint Metlox Parking Structure | \$ - | \$ - | \$ 500,000.00 | \$ - | \$ - | \$ - | \$ 500,000.00 |
| 102 | | PK | Parking Structure Lot 2 Structural Condition Assessment | \$ - | \$ - | \$ 250,000.00 | \$ - | \$ - | \$ - | \$ 250,000.00 |
| 103 | | PK | Parking Structure Lot 4 Structural Condition Assessment | \$ - | \$ - | \$ 250,000.00 | \$ - | \$ - | \$ - | \$ 250,000.00 |
| 104 | | | Total Parking Fund | \$ 5,127,176.00 | \$ 2,050,000.00 | \$ 1,500,000.00 | \$ 500,000.00 | \$ 500,000.00 | \$ 500,000.00 | \$ 10,177,176.00 |
| 106 | | | State Pier and Lot Fund | | | | | | | |
| 107 | | PR25013 | Pier Structural Inspection Condition Assessment Report | \$ 121,450.00 | \$ - | \$ - | \$ - | \$ - | \$ - | \$ 121,450.00 |
| 108 | | PR | Pier Improvements Project | \$ - | \$ - | \$ - | \$ 350,000.00 | \$ 450,000.00 | \$ 300,000.00 | \$ 1,100,000.00 |
| 109 | | PR | Upper Pier Parking Lots Railing Replacement Project | \$ - | \$ - | \$ 200,000.00 | \$ 400,000.00 | \$ 400,000.00 | \$ - | \$ 1,000,000.00 |
| 110 | | | Total State Pier and Lot Fund | \$ 121,450.00 | \$ - | \$ 200,000.00 | \$ 750,000.00 | \$ 850,000.00 | \$ 300,000.00 | \$ 2,221,450.00 |
| 112 | | | Street Lighting and Landscape Fund | | | | | | | |
| 113 | | ST | Annual Streetlight Replacement Program | \$ - | \$ 75,000.00 | \$ 75,000.00 | \$ 75,000.00 | \$ 75,000.00 | \$ 75,000.00 | \$ 375,000.00 |
| 114 | | ST | Damaged Streetlight Replacements | \$ - | \$ 100,000.00 | \$ 25,000.00 | \$ 25,000.00 | \$ 25,000.00 | \$ 25,000.00 | \$ 200,000.00 |
| 115 | | | Total Street Lighting and Landscape Fund | \$ - | \$ 175,000.00 | \$ 100,000.00 | \$ 100,000.00 | \$ 100,000.00 | \$ 100,000.00 | \$ 575,000.00 |
| 116 | | | | | | | | | | |
| 117 | | | Grants and Other Outside Funds | | | | | | | |
| 118 | | BL25014 | Metlox Escalators Replacement Project (Cost Share) | \$ 375,000.00 | \$ - | \$ - | \$ - | \$ - | \$ - | \$ 375,000.00 |
| 119 | | ST25009 | Highland Ave Corridor Complete Streets - Feasibility/Design (Measure M) | \$ 500,000.00 | \$ - | \$ - | \$ - | \$ - | \$ - | \$ 500,000.00 |
| 120 | | ST24018 | Intersection Improvements Project (Cycle 11 HSIP) | \$ 120,500.00 | \$ - | \$ - | \$ - | \$ - | \$ - | \$ 120,500.00 |
| 121 | | ST24003 | Manhattan Beach Blvd Complete Streets Corridor - Feasibility/Design (Measure M) | \$ 400,000.00 | \$ - | \$ - | \$ - | \$ - | \$ - | \$ 400,000.00 |
| 122 | | ST20103 | Rosecrans Bike Lane Improvements (Partial Grant CPF) | \$ 1,000,000.00 | \$ - | \$ - | \$ - | \$ - | \$ - | \$ 1,000,000.00 |
| 123 | | SW21402 | 28th Street Stormwater Infiltration | \$ 8,535,000.00 | \$ - | \$ - | \$ - | \$ - | \$ - | \$ 8,535,000.00 |
| 124 | | SW26014 | 28th Street Stormwater Infiltration (CRNA) | \$ 4,936,566.00 | \$ - | \$ - | \$ - | \$ - | \$ - | \$ 4,936,566.00 |
| 125 | | SW24006 | Peck Avenue Storm Drain Improvements | \$ 200,000.00 | \$ - | \$ - | \$ - | \$ - | \$ - | \$ 200,000.00 |
| 126 | | WA25006 | El Porto Water Infrastructure Improvements (Partial CPF) | \$ 3,500,000.00 | \$ - | \$ - | \$ - | \$ - | \$ - | \$ 3,500,000.00 |
| 127 | | | Total Grants and Other Outside Funds | \$ 19,567,066.00 | \$ - | \$ - | \$ - | \$ - | \$ - | \$ 19,567,066.00 |



Storm Drain, Sewer, Water, and Measure W

| | A | B | C | D | E | F | G | H | I | J |
|-----|-------------------------------|------------------|---|--------------------------|-------------------------|-------------------------|-------------------------|-------------------------|-------------------------|--------------------------|
| | Funding Source | Project Number | Project Title | Prior Year Appropriation | FY2027 | FY2028 | FY2029 | FY2030 | FY2031 | Total Budgeted |
| 128 | | | | | | | | | | |
| 129 | Measure W Fund | | | | | | | | | |
| 130 | | SW21402 | 28th Street Stormwater Infiltration | \$ 11,118,402.00 | \$ 200,000.00 | \$ - | \$ - | \$ - | \$ - | \$ 11,318,402.00 |
| 131 | | SW | Shelley Street Storm Drain Improvements | \$ - | \$ - | \$ - | \$ 410,000.00 | \$ 1,520,000.00 | \$ - | \$ 1,930,000.00 |
| 132 | Total Measure W Fund | | | \$ 11,118,402.00 | \$ 200,000.00 | \$ - | \$ 410,000.00 | \$ 1,520,000.00 | \$ - | \$ 13,248,402.00 |
| 133 | | | | | | | | | | |
| 134 | Storm Drain Fund | | | | | | | | | |
| 135 | | SW21402 | 28th Street Stormwater Infiltration | \$ 6,104.00 | \$ - | \$ - | \$ - | \$ - | \$ - | \$ 6,104.00 |
| 136 | | SW15842 | Annual Storm Drain Repairs | \$ 619,578.00 | \$ - | \$ - | \$ 500,000.00 | \$ 500,000.00 | \$ 500,000.00 | \$ 2,119,578.00 |
| 137 | | SW21401 | Beach Cities Green Streets Stormwater Infiltration | \$ 47,690.00 | \$ - | \$ - | \$ - | \$ - | \$ - | \$ 47,690.00 |
| 138 | | SW20401 | CCTV Storm Drain System | \$ 150,000.00 | \$ - | \$ - | \$ - | \$ - | \$ - | \$ 150,000.00 |
| 139 | | SW26011 | Dominguez Channel Trash TMDL | \$ 285,018.00 | \$ 875,000.00 | \$ - | \$ - | \$ - | \$ - | \$ 1,160,018.00 |
| 140 | | SW25008, SW15842 | Golf Course Storm Drain Lift Station Electrical Upgrades | \$ 100,000.00 | \$ 558,337.00 | \$ - | \$ - | \$ - | \$ - | \$ 658,337.00 |
| 141 | | SW24019 | Manhattan Beach Dominguez Channel Stormwater Infiltration - Feasibility Study | \$ 125,131.00 | \$ - | \$ - | \$ - | \$ - | \$ - | \$ 125,131.00 |
| 142 | | SW24006 | Peck Avenue Storm Drain Improvements | \$ 481,687.00 | \$ - | \$ - | \$ - | \$ - | \$ - | \$ 481,687.00 |
| 143 | | SW24005 | TMDL Trash Treatment | \$ 16,097.00 | \$ 125,000.00 | \$ - | \$ - | \$ - | \$ - | \$ 141,097.00 |
| 144 | | SW | Stormwater Capital Best Management Practices Program | \$ - | \$ - | \$ 210,000.00 | \$ 210,000.00 | \$ 210,000.00 | \$ 210,000.00 | \$ 840,000.00 |
| 145 | Total Storm Drain Fund | | | \$ 1,831,305.00 | \$ 1,558,337.00 | \$ 210,000.00 | \$ 710,000.00 | \$ 710,000.00 | \$ 710,000.00 | \$ 5,729,642.00 |
| 146 | | | | | | | | | | |
| 147 | Sewer Fund | | | | | | | | | |
| 148 | | WW17501 | Annual Rehabilitation of Gravity Sewer Mains | \$ 2,700,000.00 | \$ - | \$ - | \$ - | \$ - | \$ 300,000.00 | \$ 3,000,000.00 |
| 149 | | WW25004 | Bell Lift Station Upgrade | \$ 55,000.00 | \$ - | \$ 120,000.00 | \$ - | \$ 490,000.00 | \$ - | \$ 665,000.00 |
| 150 | | WW25011 | Meadows Lift Station Upgrade | \$ 55,000.00 | \$ - | \$ 120,000.00 | \$ 480,000.00 | \$ - | \$ 4,500,000.00 | \$ 5,155,000.00 |
| 151 | | WW19501 | Pacific Lift Station Replacement (Gravity Sewer) | \$ 7,705,611.00 | \$ - | \$ - | \$ - | \$ - | \$ - | \$ 7,705,611.00 |
| 152 | | WW25012 | Palm Lift Station Upgrade | \$ 55,000.00 | \$ - | \$ 120,000.00 | \$ 300,000.00 | \$ - | \$ - | \$ 475,000.00 |
| 153 | | WW15843 | Poinsettia Ave Sewer Lift Station and Force Main Replacement | \$ 2,089,900.00 | \$ - | \$ 4,000,000.00 | \$ - | \$ - | \$ - | \$ 6,089,900.00 |
| 154 | | WW20501 | Voorhees Lift Station Upgrade | \$ 328,551.00 | \$ 50,000.00 | \$ - | \$ - | \$ - | \$ - | \$ 378,551.00 |
| 155 | | WW | Sewer Master Plan Update | \$ - | \$ 1,600,000.00 | \$ - | \$ - | \$ - | \$ - | \$ 1,600,000.00 |
| 156 | Total Sewer Fund | | | \$ 12,989,062.00 | \$ 1,650,000.00 | \$ 4,360,000.00 | \$ 780,000.00 | \$ 490,000.00 | \$ 4,800,000.00 | \$ 25,069,062.00 |
| 157 | | | | | | | | | | |
| 158 | Water Fund | | | | | | | | | |
| 159 | | WA26016 | 2nd Street Booster Station Improvements | \$ 1,600,000.00 | \$ 4,250,000.00 | \$ - | \$ - | \$ - | \$ - | \$ 5,850,000.00 |
| 160 | | WA25001 | Annual Groundwater Wells Capital Maintenance Program | \$ 391,554.00 | \$ - | \$ 100,000.00 | \$ 100,000.00 | \$ 100,000.00 | \$ 100,000.00 | \$ 791,554.00 |
| 161 | | WA16302 | Annual Water Infrastructure Improvements | \$ 2,569,735.00 | \$ - | \$ - | \$ - | \$ - | \$ - | \$ 2,569,735.00 |
| 162 | | WA25006 | El Porto Water Infrastructure Improvements (Partial CPF) | \$ 400,000.00 | \$ - | \$ - | \$ 2,400,000.00 | \$ - | \$ 2,800,000.00 | \$ 5,600,000.00 |
| 163 | | WA12828 | Larsson Street Booster Station Improvements | \$ 990,896.00 | \$ - | \$ - | \$ - | \$ 5,000,000.00 | \$ 1,100,000.00 | \$ 7,090,896.00 |
| 164 | | WA26010 | Recycled Water Feasibility Study for MBB Medians and Highland Avenue Tree Wells | \$ 40,000.00 | \$ 20,000.00 | \$ - | \$ - | \$ - | \$ - | \$ 60,000.00 |
| 165 | | WA25018 | Water Master Plan Hydraulic Model Update | \$ 100,000.00 | \$ - | \$ 100,000.00 | \$ - | \$ - | \$ - | \$ 200,000.00 |
| 166 | | WA | Block 35 Elevated Tank Improvements | \$ - | \$ 175,000.00 | \$ - | \$ - | \$ - | \$ - | \$ 175,000.00 |
| 167 | | WA | Block 35 Ground Level Reservoir Replacement | \$ - | \$ - | \$ - | \$ - | \$ - | \$ 1,000,000.00 | \$ 1,000,000.00 |
| 168 | | WA | Groundwater Well 15 Site Improvements | \$ - | \$ 850,000.00 | \$ 1,000,000.00 | \$ - | \$ - | \$ - | \$ 1,850,000.00 |
| 169 | Total Water Fund | | | \$ 6,092,185.00 | \$ 5,295,000.00 | \$ 1,200,000.00 | \$ 2,500,000.00 | \$ 5,100,000.00 | \$ 5,000,000.00 | \$ 25,187,185.00 |
| 170 | | | | | | | | | | |
| 171 | Total Funding Source | | | \$ 94,248,393.00 | \$ 18,993,337.00 | \$ 14,840,000.00 | \$ 16,265,000.00 | \$ 16,360,000.00 | \$ 19,975,000.00 | \$ 180,681,730.00 |

